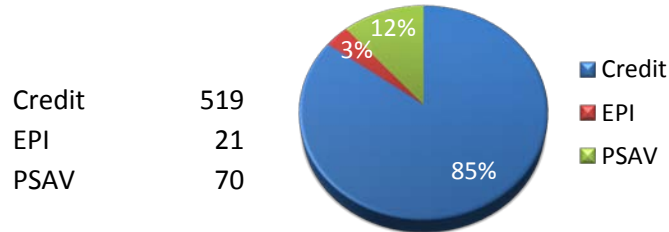


North Florida Community College Fall 2010



Semester at a Glance...

Full-time Students

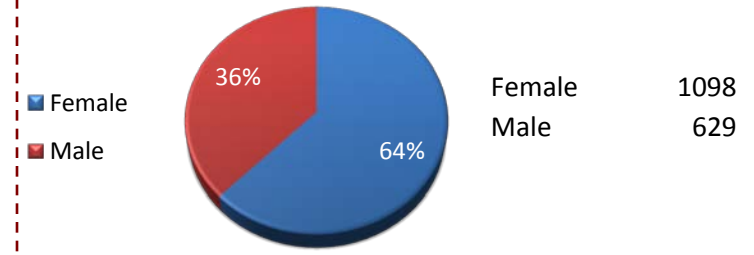


Total Enrollment: 1727

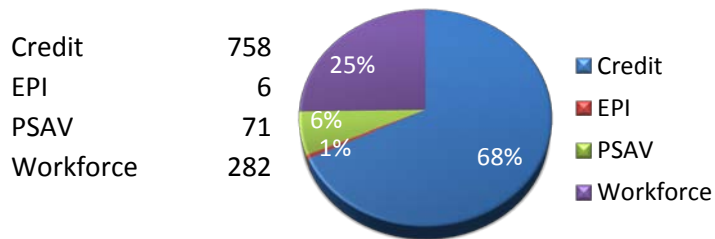
Total FTE: 486.83

FTE (Full-time Equivalent) is a method of funding and accountability defined by the State Department of Education. For all courses the number of student semester hours is divided by 30.

By Gender



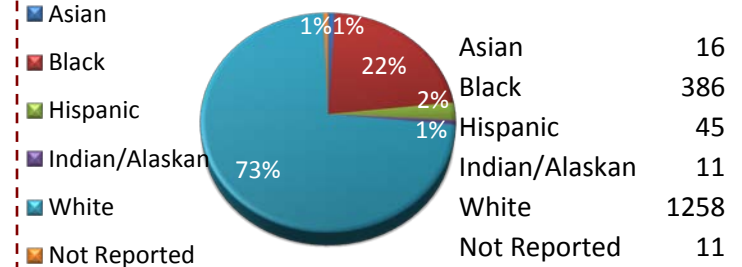
Part-time Students



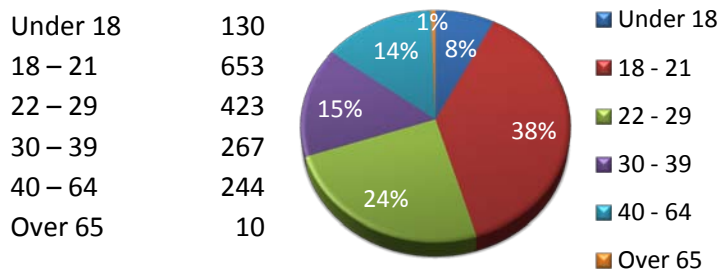
Enrollment by Program

Associate in Arts	1083
Associate in Science	81
Assoc. in Sci. Health	14
Assoc. in Applied Sci.	23
Assoc. in Sci. Cert.	21
Vocational Cert.	141
Applied Technology/EMT	34
EPI	27
No Formal Award	21
Workforce	282

By Ethnicity



By Age



Average Age: 27

John D. Grosskopf
President

325 NW Turner Davis Drive
Madison, FL 32340
850-973-2288

www.nfcc.edu

By County

Hamilton	141
Jefferson	91
Lafayette	115
Madison	594
Suwannee	261
Taylor	395
Other Florida	103
Out of State	27

Dual Enrolled Public & Private

Hamilton:	24
Jefferson:	31
Lafayette:	20
Madison:	54
Suwannee:	35
Taylor:	61
Other:	1
Total DE:	226