

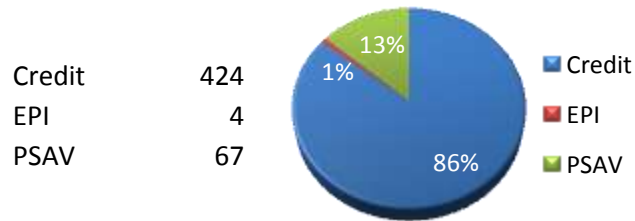
North Florida Community College

Spring 2010

Semester Snapshot...



Full-time Students

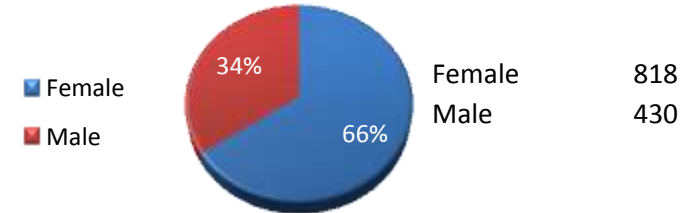


Total Enrollment: 1252

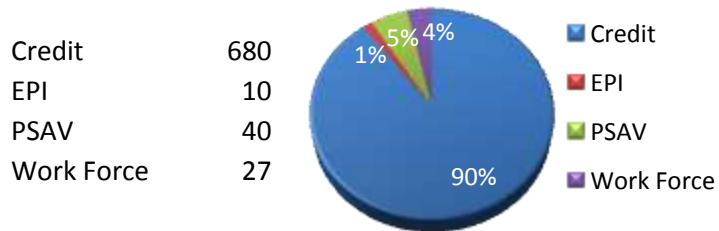
Total FTE: 391.8

FTE (Full-time Equivalent) is a method of funding and accountability defined by the State Department of Education. For all courses the number of student semester hours is divided by 30.

By Gender



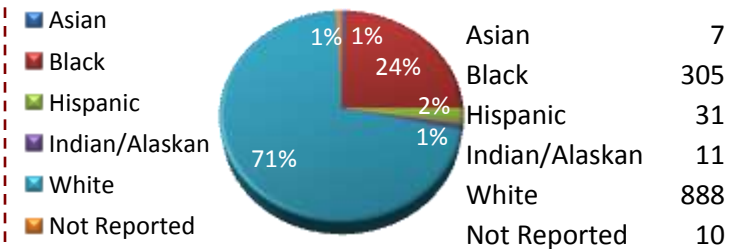
Part-time Students



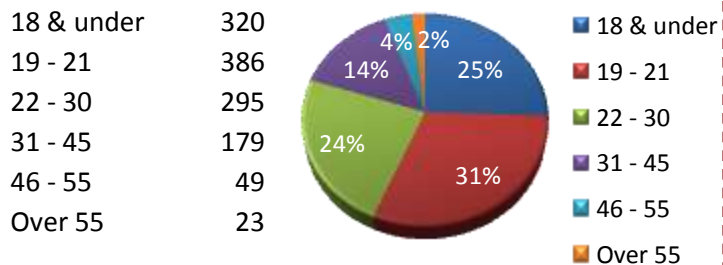
Enrollment by Program

Associate in Arts	811
Associate in Science	89
Assoc. in Sci. Health	118
Assoc. in Applied Sci.	18
Assoc. in Sci. Cert.	25
Vocational Cert.	107
Applied Technology/EMT	19
EPI	14
No Formal Award	24
Workforce	27

By Ethnicity



By Age



Average Age: 25

By County

Hamilton	109
Jefferson	71
Lafayette	66
Madison	490
Suwannee	182
Taylor	237
Other Florida	85
Out of State	12

Dual Enrolled Public & Private

Hamilton:	34
Jefferson:	26
Lafayette:	26
Madison:	49
Suwannee:	27
Taylor:	62
Other:	1
Total DE:	225

John D. Grosskopf
President

325 NW Turner Davis Drive
Madison, FL 32340
850-973-2288

www.nfcc.edu