

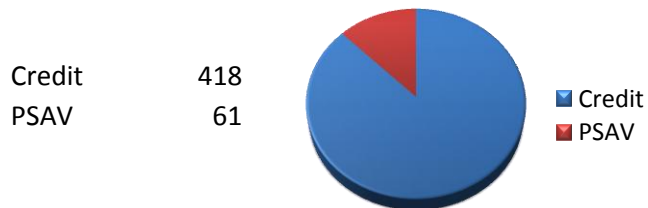
North Florida Community College



Semester Snapshot...

Fall 2009

Full-time Students

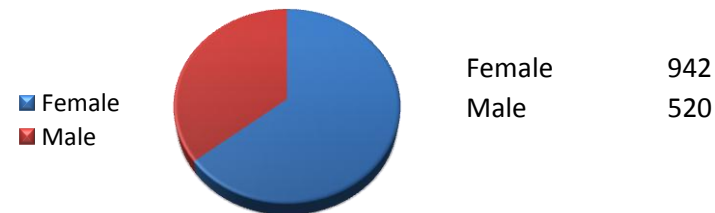


Total Enrollment: 1462

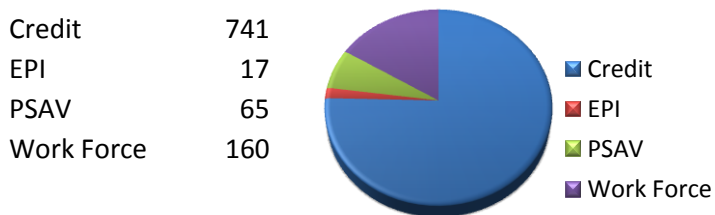
Total FTE: 418.38

FTE (Full-time Equivalent) is a method of funding and accountability defined by the State Department of Education. For all courses the number of student semester hours is divided by 30.

By Gender



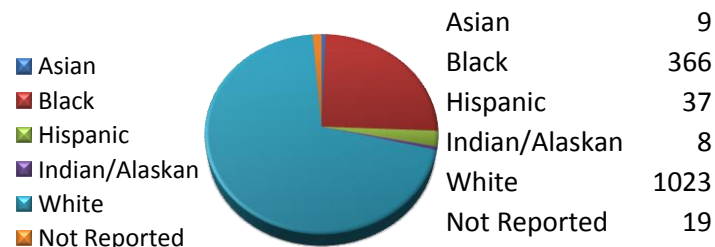
Part-time Students



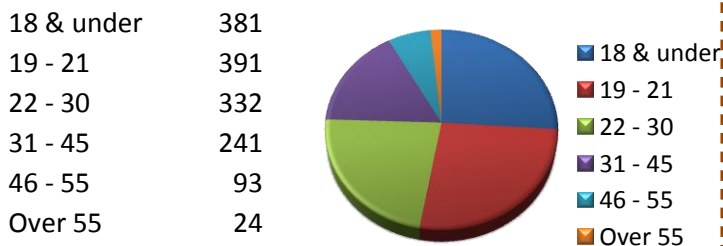
Enrollment by Program

Associate in Arts	858
Associate in Science	75
Assoc. in Science/Health	126
Assoc. in Applied Sci.	24
Assoc. in Sci. Cert.	26
Vocational Cert.	126
Applied Technology/EMT	23
EPI	17
No Formal Award	27
Workforce	160

By Ethnicity



By Age



Average Age: 26

John D. Grosskopf
President

325 NW Turner Davis Drive
Madison, FL 32340
850-973-2288

www.nfcc.edu

By County

Hamilton	109
Jefferson	79
Lafayette	83
Madison	603
Suwannee	218
Taylor	271
Other Florida	84
Out of State	17

Dual Enrolled

Hamilton:	17
Jefferson:	17
Lafayette:	5
Madison:	57
Suwannee:	26
Taylor:	42
Other:	3
Total DE:	167